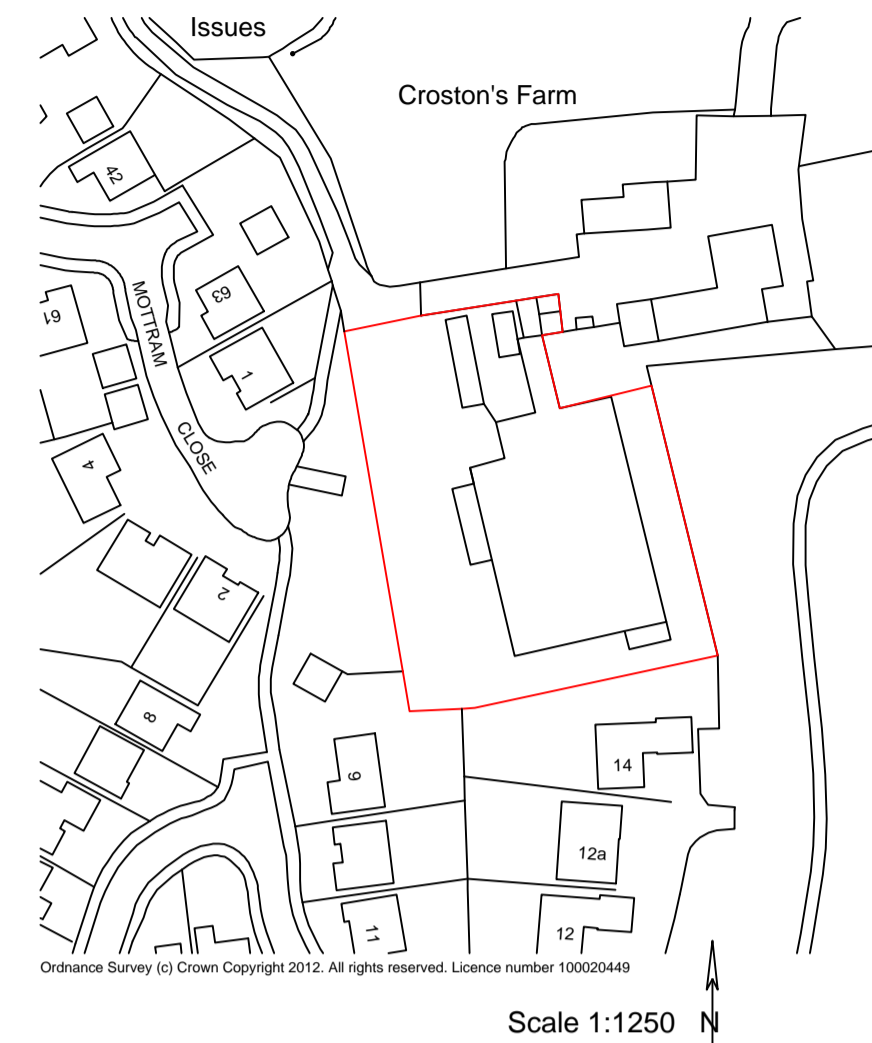
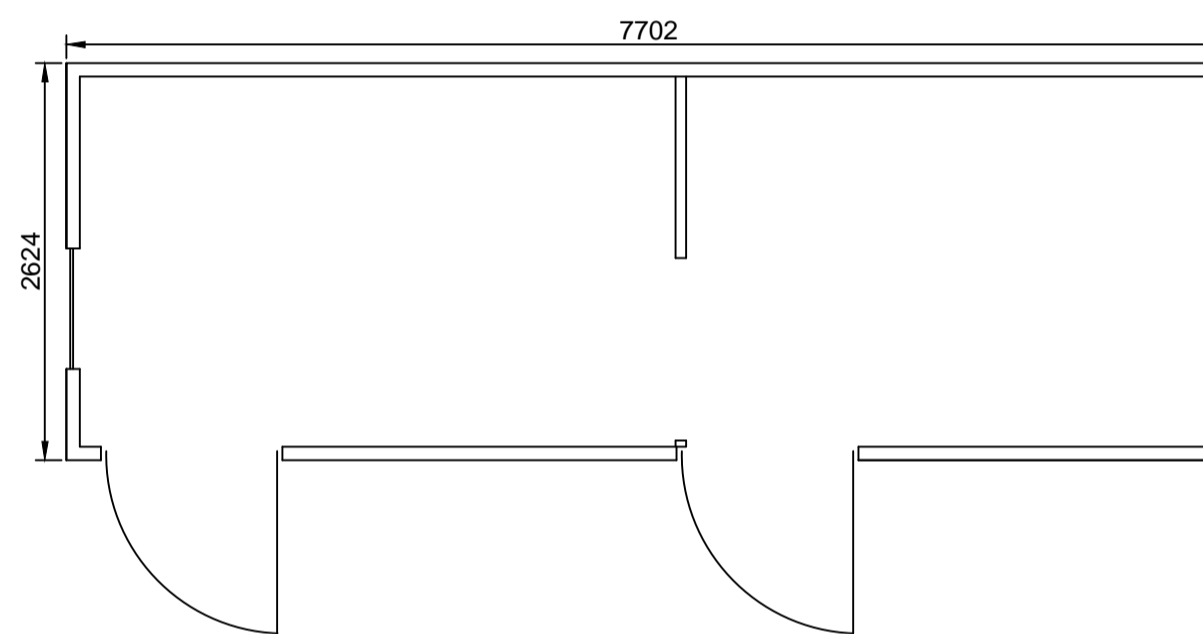


Site Plan Scale 1:200




Location Plan



Layout of Office & store

Booking office & store is constructed from timber. this drawing is to used only for planning/building regulation submission not as a "working drawing" if used as such all dimensions to be checked on site by contractor. all work to be carried out to satisfaction of local authority. prior to commencement of work on site principal contractor/building owner to produce a method statement with regard to safety of occupiers/ employees during building operations builder to allow for safe support of existing/new structure during contract.

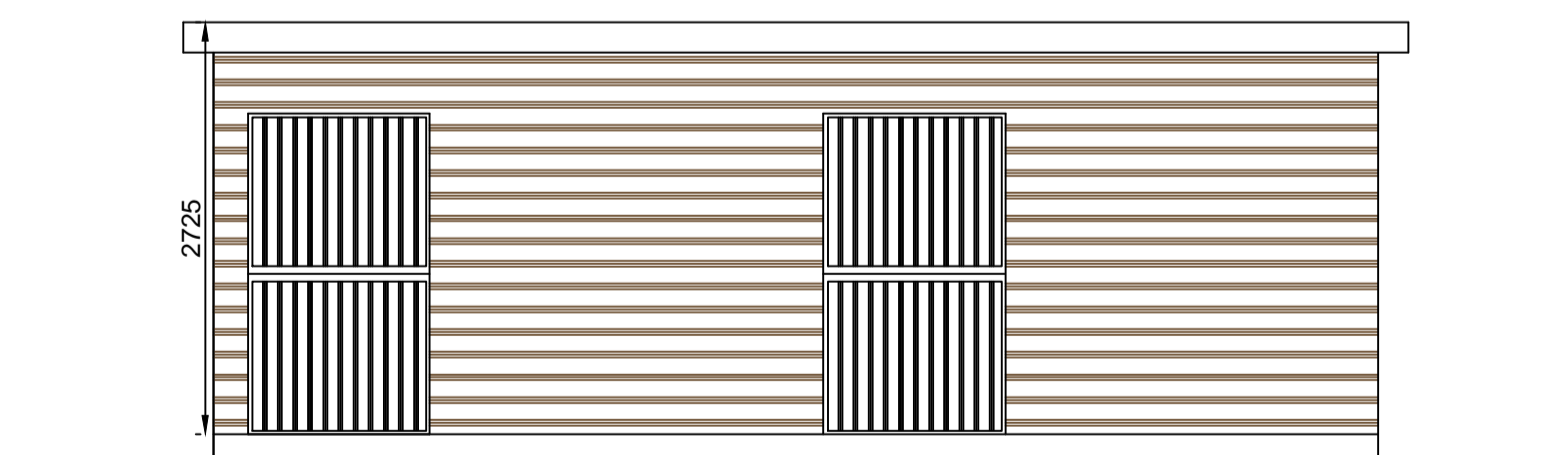
The building is still not finished. The roof at the rear will be cut back as the plan and a gutter and downspout will be provided discharging to a soakaway in the yard away from the boundaries of the site. The building is well screened by the surrounding trees. The building is not on traditional foundations and will not affect the tree roots.



REAR



SIDE



FRONT



SIDE

Proposed office & store at :	
<b>Crostons Farm</b>	
<b>Lucas Lane</b>	
<b>Whittle le Woods</b>	
<b>PR6 7DA</b>	
CLIENT:	Mrs G Mair
DATE:	June 2012
SCALE:	1:50
DWG No:	
L.A.:	
AMENDMENTS:	DATE:
<b>ENTWISTLE DESIGN SERVICES</b>	
7 Edgefield Astley Village Chorley PR7 1XH	Tel:01257 274976 E-Mail peterdext@aol.com